

Specifications

MODELS

Code	Power supply		Max. Out Current
	Power	Logic	
SW4D2070	12 ÷ 48 Vdc	12 ÷ 48 Vdc	7.1 Arms (10 Apeak)
SW4A3070	18 ÷ 56 Vac	24 ÷ 80 Vdc	7.1 Arms (10 Apeak)
SW4A4085	18 ÷ 100 Vac	---	8.5 Arms (12 Apeak)

COMMUNICATION INTERFACE

Modbus or CANbus

ENCODER INTERFACE

- incremental encoder not isolated input 5V Differential (RS422) or 5V Single-Ended (TTL/CMOS) (SW4D2070 and SW4A3070) or absolute encoder input 5V BiSS-C or SSI (SW4A3070x261-02 only)
 - encoder output not isolated 5V Differential (RS422) (SW4A3070 only)

SCI INTERFACE

service SCI interface for programming and real time debug

OPTOISOLATED INPUTS

4 digital inputs

OPTOISOLATED OUTPUTS

2 digital outputs (SW4A3070 and SW4A4085) or 3 digital outputs (SW4D2070)

ANALOG INPUTS

2 analog inputs

EMULATED STEP RESOLUTION

Stepless Control Technology (65536 positions per turn)

SAFETY PROTECTIONS

Over/UnderVoltage, OverCurrent, OverTemperature, Phase/Phase and Phase/Ground Short

TEMPERATURE

operating from 5°C to 40°C, storage -25°C to 55°C

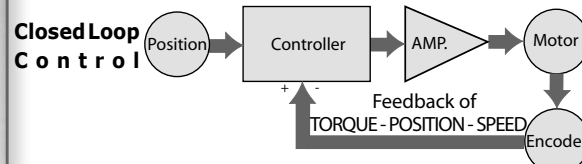
HUMIDITY

5% ÷ 85%

PROTECTION CLASS

IP20


Open-loop / Closed-Loop



Better control compared to both an open loop stepper solution and a servo-controlled brushless solution

Programmable vectorial drivers for 2 phases stepper motors

TITANIO
VECTOR - STEPPER - DRIVES




SW4 Titanio drivers

- Vectorial control
- Several fieldbus
- Serial Service for real time programming and debugging
- New e3PLC Programming Environment, easy and intuitive
- Closed loop also with absolute multturn encoder for driver's versions equipped with encoder input



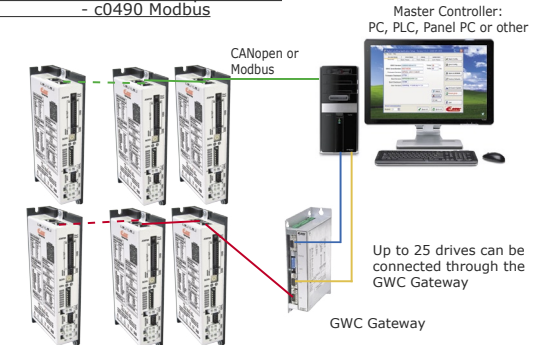
ELETRONICA PER AUTOMAZIONE INDUSTRIALE
 Via del Commercio, 2/4 - 9/11
 Loc. S. Grato - Z.I.
 26900 - LODI (LO) - Italy
 Tel. +39 0371 412318 - Fax +39 0371 412367
 email infoever@everelettronica.it
 www.everelettronica.it

Step & Direction or Analog



Multi Axes Systems

Slave Mode - c0380 CANopen DS402
 - c0490 Modbus



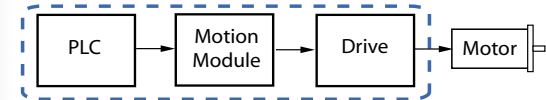
Drive control through commands by Master Controller. Suitable for multi axes systems (up to 127 drives). Built in powerful Motion Module functionality assures perfect synchronization among axes and reduces Master Controller workload.

Stand Alone Mode

PUser Programmable - e3PLC- c0390 - c0490

FIELDBUS DRIVES WITH AUTONOMOUS FUNCTIONING that, by integrating advanced PLC and motion controller functions in one single device, programmable by the user with the IDE for Windows PC and e3PLC, allows to reduce the traditional machine control solution.

Traditional Solution



e3PLC Solution



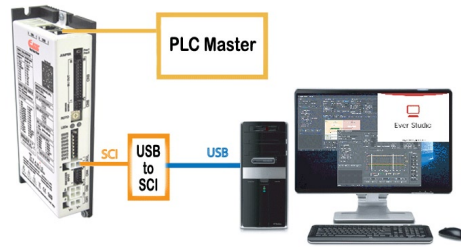
The e3PLC IDE allows the user to access all the I/O control functions and resources, provided by the drive, and to locally program its Motion Control Module, which can also be synchronized with other drives and events of the controlled process. Thanks to the advanced functionalities of the Power Motion Module, an integrated Real-time Process Module, applications can be easily created for special applications such as:

- Labelling
- Electronic cams
- Control Sequences of cable processing
- Many other user-customized processes ...

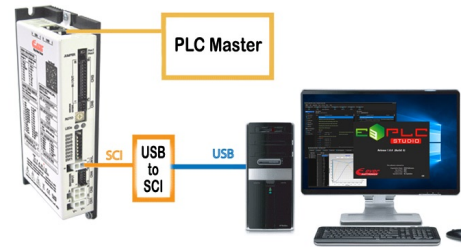
Configuration and programming

Ever co. proprietary PC Software Tools for easy and quick development, configuration and supervision of each system.

Fieldbus configuration (slave)



IDE e3PLC configuration (programmable)



Autonomous management of the firmware for the execution of the **homing**, of the target movement with relative or absolute quota and for the generation of the ramp profiles

Torque mode for operation with torque limitation

Speed control thanks to digital inputs, analogue inputs or fieldbus

Electronic CAM with advanced programming of internal profiles inside the drive


Electric shaft with encoder or analogue input with variable tracking ratio (Electric Gear)

Fast inputs and outputs for motor' start & stop and event synchronization for high speed response applications such as labeling, nick finder, flying saw etc.

Possibility to synchronize the movements in multi-axis systems, even without fieldbus

Enabling and on-the-fly changing of the motion control modes

Mechanical Data



Ordering Information for SW4 Drives

Ordering code		Power			System Resources								Kits codes	
Versions	Config.	Power Supply	Logic Power Supply	Current	Digital Inputs	Digital Outputs	Analog Inputs	Analog Outputs	Interfaces	Encoder Interface	Safety Input	SCI Interface	Contol Mode	Software Kits
SW4 Drives Line: 2070 Models														
SW4D2070C231-00	c0380	12 ÷ 48 Vdc	12 ÷ 48 Vdc	0 ÷ 7.1 Arms (0÷10.0 Apeak)	4	3	2	0	CANbus Canopen	Incremental	---	Service serial for configuration and/or program- ing and debug in real time	CANopen DS402	SW4_SERV00-SL
	c0390												e3PLC CANbus	SW4_SERV00-EE
SW4D2070M231-00	c0490								Modbus RTU				e3PLC Modbus	SW4_SERV00-EE
SW4 Drives Line: 3070 Models														
SW4A3070C261-00	c0380	18 ÷ 56 Vac	24 ÷ 80 Vdc	0 ÷ 7.1 Arms (0÷10.0 Apeak)	4	2	2	0	CANbus Canopen	Incremental	---	Service serial for configuration and/or program- ing and debug in real time	CANopen DS402	SW4_SERV00-SL
	c0390												e3PLC CANbus	SW4_SERV00-EE
SW4A3070C261-02	c0380								Modbus RTU	Absolute *1			CANopen DS402	SW4_SERV00-SL
	c0390													e3PLC CANbus
SW4A3070M261-00	c0490									Incremental	---		e3PLC Modbus	SW4_SERV00-EE
SW4A3070M261-02	c0490												Absolute *1	
SW4 Drives Line: 4085 Models														
SW4A4085C261-00	c0380	18 ÷ 100 Vac	---	0 ÷ 8.5 Arms (0÷12.0 Apeak)	4	2	2	0	CANbus Canopen	---	---	Service serial for configuration and/or program- ing and debug in real time	CANopen DS402	SW4_SERV00-SL
	c0390												e3PLC CANbus	SW4_SERV00-EE
SW4A4085M261-00	c0490								Modbus RTU				e3PLC Modbus	SW4_SERV00-EE

*1 Available for closed loop of position only.