

Specifications

POWER SUPPLY

Power: 12 ÷ 48 Vdc
Logic (optional): 12 ÷ 48 Vdc

PHASE CURRENT

up to 4.2 Arms (6.0 Apeak)

CHOPPER FREQUENCY

40kHz ultrasonic

COMMUNICATION INTERFACE

EtherCAT CoE with DS402 functionalities

SCI INTERFACE

service SCI interface for real time configuration and debug

OPTOCOUPLED INPUTS

4 digital inputs 5-24 Vdc NPN, PNP or Line-Driver 5 MHz

OPTOCOUPLED OUTPUT

2 digital outputs PNP, 24 Vdc - 100 mA - 1 kHz

EMULATED STEP RESOLUTION

Stepless Control Technology
(65536 positions per turn)

SAFETY PROTECTIONS

Over/UnderVoltage, OverCurrent, OverTemperature,
Phase/Phase and Phase/Ground Short

TEMPERATURE

operating from 0°C to 40°C, storage -25°C to 55°C

HUMIDITY

5% ÷ 85%

PROTECTION CLASS


IP20

STANDARDS

C3 Category following the standard EN 61800-3

VECTOR CONTROL

1.8° (1/4 microstep of traditional type)



EtherCAT fieldbus vectorial drivers for 2 phases stepper motor

TITANIO
VECTOR - STEPPER - DRIVES



EtherCAT®

SW3 Titanio drivers

- EtherCAT (CoE) with integrated DS402 functionalities
- Service serial for real time configuration and debugging
- Conformity with the most common PLC masters on the market
- Integrated oscilloscope
- Vectorial control, which ensures smooth and silent movements
- Separate power supply for logic and power
- Monitoring and alarms records
- Auto tuning of motors' control parameters

Ever
ELETRONICA
the clever drive

ELETRONICA PER AUTOMAZIONE INDUSTRIALE
Via del Commercio, 2/4 - 9/11
Loc. S. Grato - Z.I.
26900 - LODI (LO) - Italy
Tel. +39 0371 412318 - Fax +39 0371 412367
email infoever@everelettronica.it
www.everelettronica.it

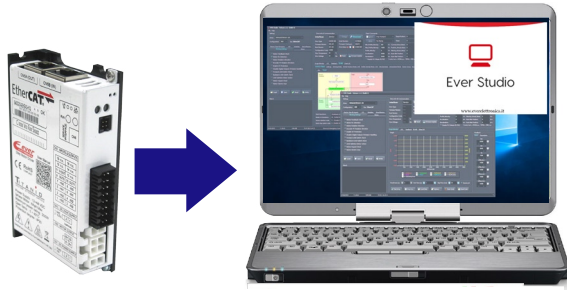
EtherCAT CoE DS402

- Supported Modes:
 - Profile Position Mode
 - Velocity Mode
 - Homing Mode
 - Interpolated Position Mode
 - Cyclic Synchronous Position Mode,
 - Cyclic Synchronous Velocity Mode
- Multiple Supported Homing Modes:
 - 1, 2, 17, 18, 19, 20, 21, 22, 35, 37.
- Synchronization Mode:
 - Free Run
 - Synchronous with SM Event
 - Distributed Clocks
- Diagnostic services:
 - EMCY
 - Diagnostics
- Minimum cycle time:
 - 500 microseconds
- PDO Dynamic Mapping
- Touch Probe function
- Factor Group
- Storable PDO Mapping Inside Drive



Configuration software

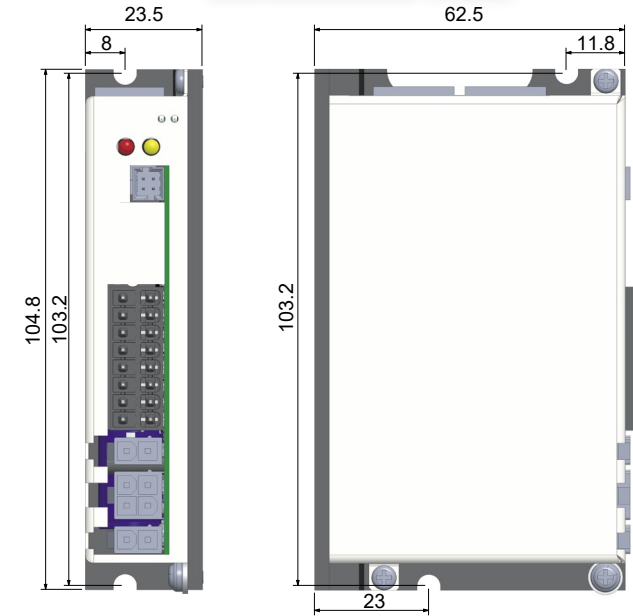
Fieldbus c0680 configuration



SCI Serial Service, for real time programming and debugging, without interrupting the drive and PLC's work.

The drive can be interfaced through Ethercat fieldbus

Mechanical Data



Models	Dimensions (mm)			Weight (g.)
	H	L	W	
SW3D2042H241-0x	104.8	62.5	23.5	150 approx

Ordering Information for SW3 EtherCAT

Ordering code		Power			System Resources				Control mode
Versions	Config.	Power supply	Logic Power supply (optional)	Current	Digital Inputs	Digital Outputs	Interfaces	SCI Interface	Mode
SW3 Drives Line: 2042 Models									
SW3D2042H241-01	c0680	12 ÷ 48 Vdc	12 ÷ 48 Vdc	0 ÷ 4.2 Arms (0÷6.0 Apeak)	4	2	EtherCAT CoE (DS402)	Serial service interface for configuration and real time debug	Fieldbus EtherCAT mode (Slave)

Configuration Kits

Code	Description
SW3_SERV00-SL	SCI configuration communication kit with cables, Service serial to RS485 and RS485 to USB converters and CD-Rom.