

Specifications

POWER SUPPLY

Power: 12 ÷ 48 Vdc
Logic: 12 ÷ 48 Vdc (optional and not isolated)

POWER STAGE

Phase current 10 Arms (28 Apeak for 5 s)
Motor up to 400 W
Ultrasonic chopper frequency 40 kHz

COMMUNICATION INTERFACE

EtherCAT, Modbus TCP/IP, Modbus or CANbus

ENCODER INTERFACE

1 not isolated input for incremental encoder 5V Differential RS422 or 5V Single-Ended (TTL/CMOS)

FEEDBACK SENSOR

1 not isolated input for Hall sensor 5 V Single-Ended (TTL/CMOS)

SCI INTERFACE

SCI interface serial service for configuration, programming and debugging in real time

OPTOISOLATED INPUTS

up to 6 digital inputs

OPTOISOLATED OUTPUTS

3 digital outputs

ANALOG INPUTS

2 inputs for DW4D2400M2P1-00 and DW4D2400C2P1-0 models

SAFETY PROTECTIONS

over/under-voltage, over current, overheating, short circuit between motor phase to phase and phase to ground

TEMPERATURES

working from 5°C to 40°C, storage from -25°C to 55°C

HUMIDITY

5% ÷ 85% not condensing


PROTECTION DEGREE

IP20

Fieldbus and programmable drives for DC brushless motors

Platino

BLDC - SERVO - DRIVES



EtherCAT®

Modbus TCP/IP

CANopen DS402

Modbus




DW4

- Available with the most common fieldbus: EtherCAT (CoE), Modbus TCP/IP, CANbus and Modbus-RTU
- Serial service for real time programming and debugging
- Suitable with the most common PLC masters on the market
- New e3PLC Programming Environment, fast, easy and intuitive



ELETRONICA PER AUTOMAZIONE INDUSTRIALE
Via del Commercio, 2/4 - 9/11
Loc. S. Grato - Z.I.
26900 - LODI (LO) - Italy
Tel. +39 0371 412318 - Fax +39 0371 412367
email infoever@everelettronica.it
www.everelettronica.it


Digital or Analog inputs



Fieldbus Multi Axes System

Slave mode - d0380 CANopen DS402
- d0490 Modbus RTU
- d0680 Ether CAT
- d0690 Modbus TCP-IP

Master Controller:
PC, PLC, Panel PC or other



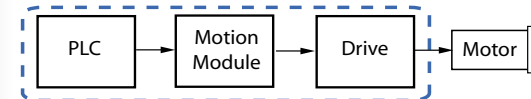
Drive control through commands by Master Controller. Suitable for multi axes systems (up to 127 drives). Built in powerful Motion Module functionality, assures perfect synchronization among axes and reduces Master Controller workload.

Stand-Alone Mode

User's programmable - e3PLC- d0390 e d0490

e3PLC integrates PLC, Motion Module, Process Module and drive in just one Device. e3PLC Studio PC interface is available for a user friendly, fast and easy cprogramming of the machine or process device customization.

Traditional Solution



e3PLC Solution

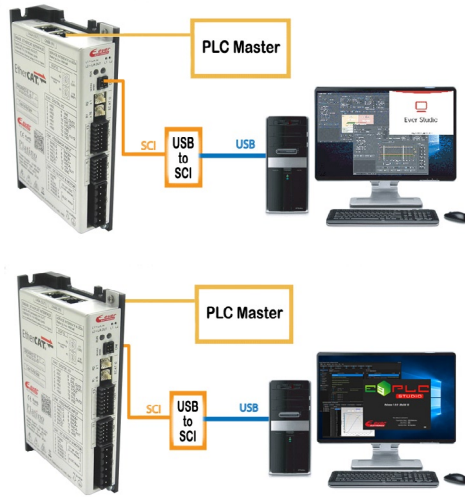


The e3PLC IDE allows the user to access all the I/O control functions and resources, provided by the drive, and to locally program its Motion Control Module, which can also be synchronized with other drives and events of the controlled process. Thanks to the advanced functionalities of the Power Motion Module, an integrated Real-time Process Module, applications can be easily created for special applications such as:

- Labelling
- Electronic cams
- Control Sequences of cable processing
- Many other user-customized processes ...

Configuration software

Ever co. proprietary PC Software Tools for easy and quick configuration or programming, real time debug and supervision of each system.



Autonomous management of the firmware for the execution of the **homing**, of the target movement with relative or absolute quota and for the generation of the ramp profiles

Torque mode for operation with torque limitation

Speed control thanks to digital inputs, analogue inputs or fieldbus

Electronic CAM with advanced programming of internal profiles inside the drive

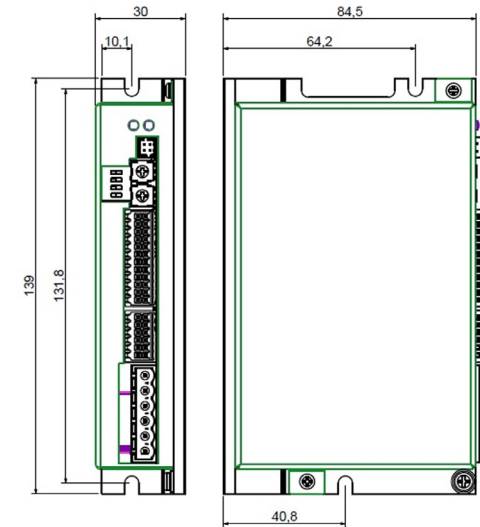
Electric gear with encoder or analogue input with variable tracking ratio (Electric Gear)

Fast inputs and outputs for motor' start & stop and event synchronization for high speed response applications such as labeling, nick finder, homing etc.

Possibility to synchronize the movements in multi-axis systems, even without fieldbus

Enabling and on-the-fly changing of the motion control modes

Mechanical Data



Models	Dimensions (mm)			Weight (g.)
	H	L	W	
DW4D2400x2x1-00	139.0	84.5	30.0	320

DW4 Drives ordering information

Ordering code		Power			System Resources							Installation kits
Versions	Config.	Power	Logic Power supply	Current	Digital inputs	Digital outputs	Analog inputs	Interface	Feedback interface	SCI interface	Control Mode	Software kits
DW4 Drives Line												
DW4D2400C2P1-00	d0380	12 ÷ 48 Vdc	12 ÷ 48 Vdc (optional not isolated)	up to 10.0 Arms (28 Apeak for 5 s)	6	3	2	Canbus Canopen	Incremental encoder and Hall Effect	Service serial for configuration, programming and real time debug	CANopen DS402	DW4_SERV00-SL
DW4D2400C2P1-00	d0390							e3PLC CANbus			DW4_SERV00-EE	
DW4D2400M2P1-00	d0490							Modbus RTU			DW4_SERV00-SL	
DW4D2400M2P1-00	d0490							e3PLC Modbus RTU			DW4_SERV00-EE	
DW4D2400H221-00	d0680							EtherCAT			DW4_SERV00-SL	
DW4D2400H221-00	d0690							e3PLC EtherCAT			DW4_SERV00-EE	
DW4D2400E221-00	d0890							Modbus TCP/IP			DW4_SERV00-SL	
DW4D2400E221-00	d0890							e3PLC Modbus TCP/IP			DW4_SERV00-EE	